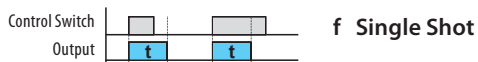


FEATURES

- Multifunction timer
- Input voltage 12-240 VAC / VDC
- Relay output form: 3PDT – 8 Amps
- Ten selectable timing modes:
 - 4 controlled via input voltage
 - 5 controlled via control switch
 - 1 with memory alternator
- Time range setting from 0.1 second to 10 days
- Output indicator: Multifunction red LED, flashing at various rates
- DIN rail mounting
- UL and CE approvals, RoHS compliant

TIMING MODES



193

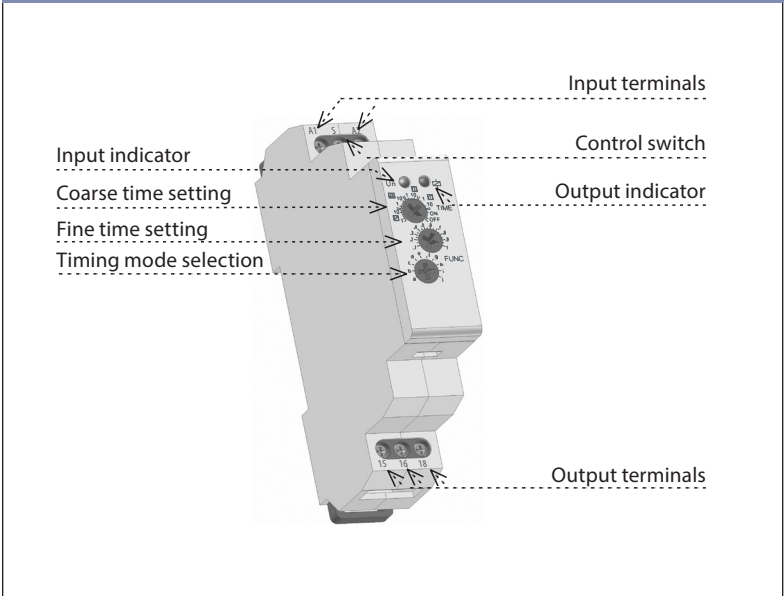
MULTIFUNCTION
TIMER with
TEN SELECTABLE
TIMING MODES

11/24/14

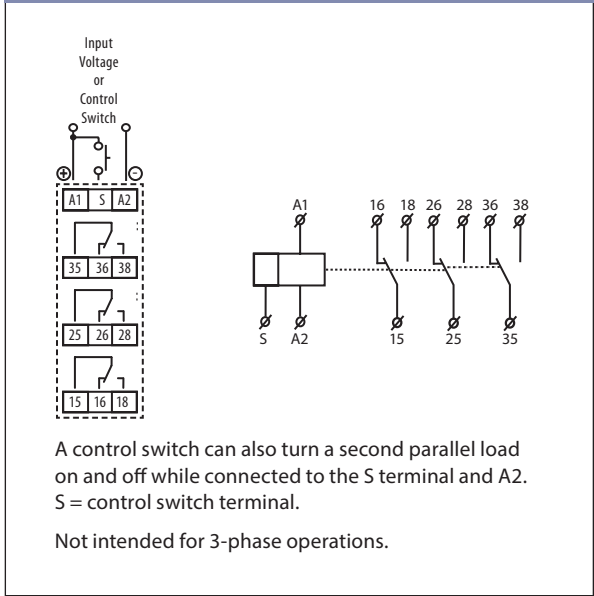
SPECIFICATIONS

- Number of timing modes . . . 10
- Input terminals A1-A2
- Input voltage AC/DC 12-240V (AC 50/60Hz)
- Power consumption AC 0.7 to 3VA
DC 0.5 to 1.7W
- Input voltage tolerance . . . -15% to +10%
- Input indicator Green LED
- Time ranges 0.1 second-10 days
- Time settings by Potentiometer
- Setting accuracy 5%
- Repeatability 0.2%
- Relay output form 3PDT
- Rated current 8Amps
- Switching capacity 2000 VA/ AC, 192 W/ DC
- Inrush current 10A / < 3s
- Switching voltage (max) . . . 250VAC / 24VDC
- Switching capacity DC (min) 500mW
- Output indicator Multifunction red LED
- Mechanical life 30 million operations
- Electrical life (resistive) . . . 70,000 operations
- Control switch A1-S
- Reset time (max) 150ms
- Operating temperature . . . -20°C to +55°C
- Storage temperature -30°C to +70°C
- Impulse length 25ms (min) / (max) unlimited
- Dielectric strength 4 kV
- Operating position any
- Mounting DIN rail EN 60715
- Protection degree IP 40 from front panel
- Wire size (max) 14AWG
- Standards EN 61812-1, EN 61010-1,
UL, CE, RoHS

FEATURES



WIRING DIAGRAM



11/24/14

TIME RANGE SETTINGS

0.1-1s	1-10s	0.1-1 min	1-10 min	0.1-1 h
1-10HS	0.1-1 day	1-10 days	only ON	only OFF