

## • E2SB Series 2.5\*2.0 Seam Sealing Crystal



### FEATURES

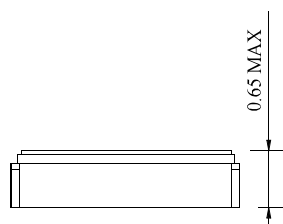
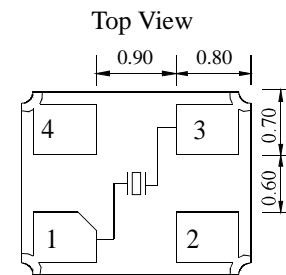
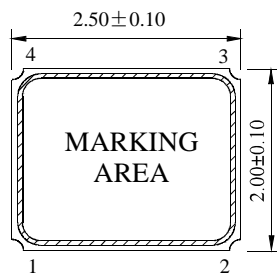
- Very Compact and thin (2.5\*2.0\*0.65mm max.)
- Frequency range of 12M to 62.5M with Fund
- Excellent electrical performance, ideal for OA (office automation), AV (audiovisual), Bluetooth and Wireless LAN applications
- Excellent heat resistance and shock resistance
- Lead-free. Meets the requirements for re-flow profiling using lead-free solder

### Electrical Specifications

Item	Type	E2SB			
		12 to 15.999MHz	16 to 19.999MHz	20 to 25.999MHz	26 to 62.500MHz
Frequency Range	F0	12 to 15.999MHz	16 to 19.999MHz	20 to 25.999MHz	26 to 62.500MHz
Mode of Vibration		Fundamental			
Load Capacitance	CL	8 to 16pF			
Frequency Tolerance	$\Delta F/F_0$	$\pm 10\text{ppm}, \pm 15\text{ppm}, \pm 30\text{ppm}(\text{At } 25^\circ\text{C})$			
Equivalent Series Resistance	ESR	120 $\Omega$ max.	100 $\Omega$ max.	80 $\Omega$ max.	50 $\Omega$ max.
Temperature Stability	TC	$\pm 10\text{ppm}, \pm 15\text{ppm}, \pm 30\text{ppm}(\text{Refer to } 25^\circ\text{C})$			
Operating Temperature Range	T <sub>OPR</sub>	-20~+70°C, -30~+85°C Option			
Storage Temperature Range	T <sub>STG</sub>	-55~+125°C			
Shunt Capacitance	C0	3pF max.			
Insulator Resistance	IR	500M $\Omega$ min. (At 100VDC)			
Drive Level	DL	50 $\mu$ W (100 $\mu$ W max.)			
Aging	Fa	$\pm 2\text{ppm}$ max. (At 25°C, First year)			
Packing Unit		3000pcs/reel			

\*\*Please contact us for inquiries regarding other Specifications

### Mechanical Dimensions(mm)



### Recommended Solder Pattern

